

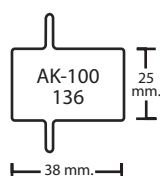
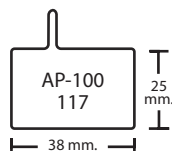
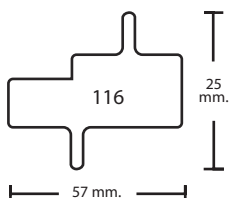
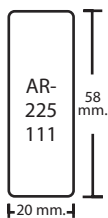
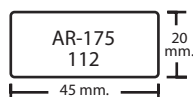
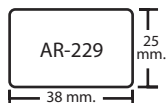
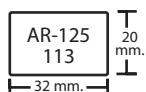
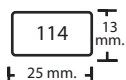
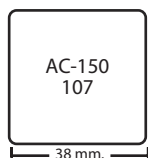
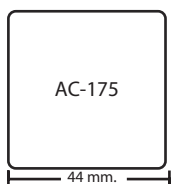
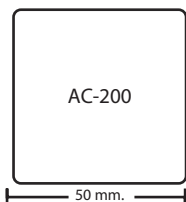
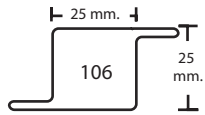
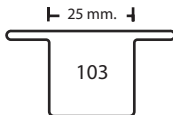
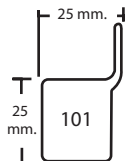
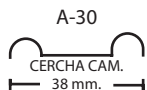
PERFILES TUBULARES PINTADOS Y GALVANIZADOS

Largo estandar 6 mts. Otras medidas indicadas a continuación. Variación en peso (+,-) 5%

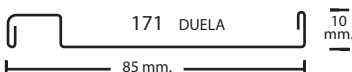
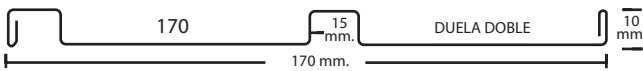
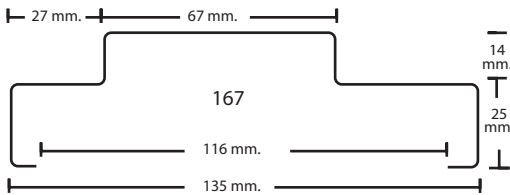
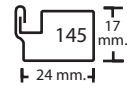
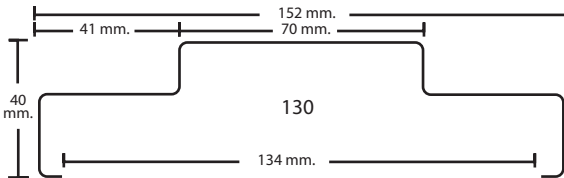
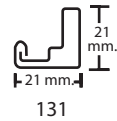
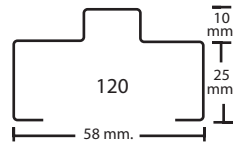
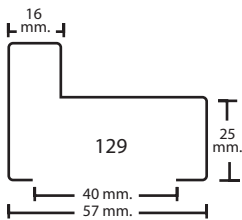
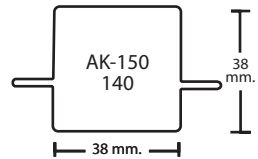
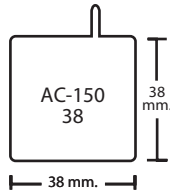
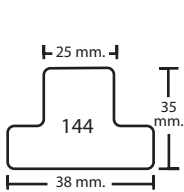
No. PERFIL	CALIBRE	LONGITUD	PESO X METRO	PESO X BARRA	PESO POR ATADO
A-30	18		0.458	2.75	12
	20		0.343	2.06	12
101	18		1.23	7.4	10
	20		0.93	5.55	10
103	18		1.4	8.61	10
	20		1.05	6.46	10
106	18		1.4	8.4	10
	20		1.05	6.3	10
107 o	18		1.4	8.4	10
AC-150	20		1.05	6.3	10
108 o	18		1.2	7.2	10
AC-125	20		0.9	5.4	10
109 o	18		0.933	5.6	10
AC-100	20		0.7	4.2	10
110 o	18		0.7	4.2	10
AC-075	20		0.55	3.3	10
111 o	18		1.44	8.93	10
AR-225	20		1.08	6.58	10
112 o	18		1.2	7.2	10
AR-175	20		0.9	5.4	10
113 o	18		0.95	5.7	10
AR-125	20		0.71	4.26	10
114 o	18		0.7	4.2	10
AR-110	20		0.55	3.3	10
116	18		1.97	11.4	6
	20		1.46	8.76	6
117 o	18		1.35	8.1	10
AP-100	20		1.016	6.1	10
120	18		1.33	8	8
	20		1	6	8
121	18		1.33	8	10
	20		1	6	10
122	18		1.33	8	10
	20		1	6	10
123	18		1.425	8.533	10
	20		1.077	6.4	10
124	18		0.69	4.16	10
AP-126	18		1.65	10.42	8
	20		1.25	7.88	8
AK-127	18		1.88	11.3	6
	20		1.4	8.67	6
129	18	5.5	1.4	7.7	10
	20	5.5	0.94	5.64	10
130	18	5.5	2.25	12.375	6
	20	5.5	1.7	9.35	6
131	20		0.667	4.0	20
133 o	18		2.86	17.15	6
AP-400	20		2.14	12.85	6
133 o	18		2.3	14.11	6
AP-300	20		1.75	10.5	6
135 o	18		2.6	15.6	4
AK-300	20		1.95	11.7	6

No. PERFIL	CALIBRE	LONGITUD	PESO X METRO	PESO X BARRA	PESO POR ATADO
136 o	18		1.580	9.4	6
AK-100	20		1.233	7.4	8
138 o	18		1.615	9.3	8
AP-150	20		1.233	7.27	6
140 o	18		1.73	10.4	6
AK-150	20		1.445	8.7	8
144	18		1.5	9	8
	20		1.167	7	20
145	20		0.695	4.17	10
146 o	18		1.467	8.4	10
AR-200	20		1.105	6.65	48
154	18		0.25	1.5	48
	20		0.190	1.1	50
155	20		0.300	1.4	20
156	20		0.4	2.4	8
158 o	18		1.855	11.13	8
AR-249	20		1.390	8.34	10
160	18		1.488	8.93	10
	20		1.117	6.70	6
161 o	18		1.83	11	6
AP-200	20		1.405	8.3	6
162 o	18		2.133	12.8	6
AK-200	20		1.633	9.8	6
167	18	5.5	2.103	11.73	6
	20	5.5	1.600	8.80	6
168 o	18		2.08	12.48	6
AP-250	20		1.58	9.48	8
170	20		1.55	9.3	10
171	20		0.878	5.27	4
172 o	18		2.700	16.20	4
AR-400	20		2.00	12.00	6
173 o	18		2.1	12.6	6
AR-300	20		1.633	9.8	12
1400	18		1.24	7.44	4
1500	14		3.06	18.36	4
	16		2.45	14.7	6
AR-229	18		1.185	7.11	6
	20		0.888	5.33	6
AR-250	18		1.917	11.71	6
	20		1.463	8.78	20
AC-050	18		0.468	2.81	20
	20		0.352	2.11	6
AC-175	18		1.7	10.24	6
	20		1.27	7.69	6
AC-200	18		1.952	11.71	6
	20		1.463	8.78	
849	20	0.9		6.2	
	20	1.8		12.3	
	20	2.4		16.4	
	20	3.1		20.4	
850	IGUAL AL NO. 849				

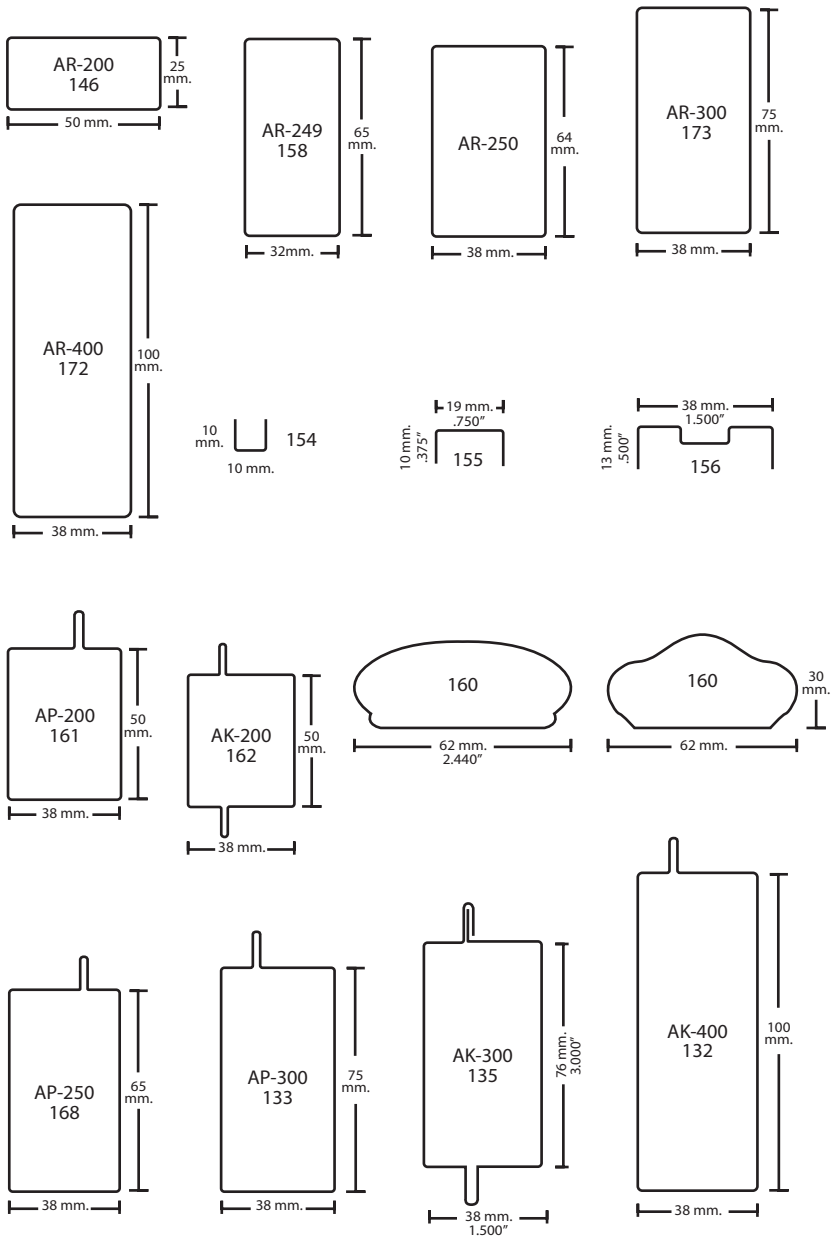
PERFILES TUBULARES




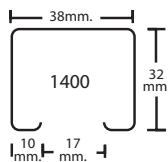
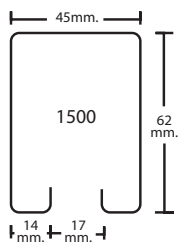
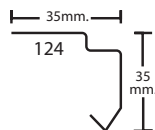
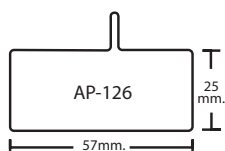
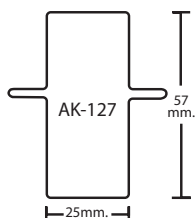
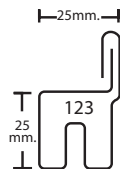
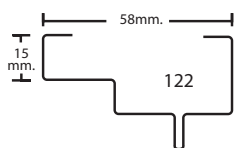
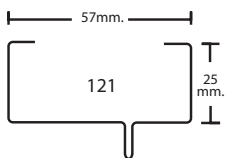
PERFILES TUBULARES



PERFILES TUBULARES

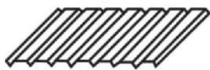


PERFILES TUBULARES



TABLEROS

ANCHO CONTINUAR



ANCHO ESTANDAR



LARGO CONTINUAR



LARGO ESTANDAR



Se fabrican en .91, 1.83, 2.44 y 3.05 mts.
Indicar calibre deseado en sus pedidos